

TECHNICAL DATA

# ROLF BENZ SINA

---



**ROLF  
BENZ**

### Seating comfort Lounge Plus

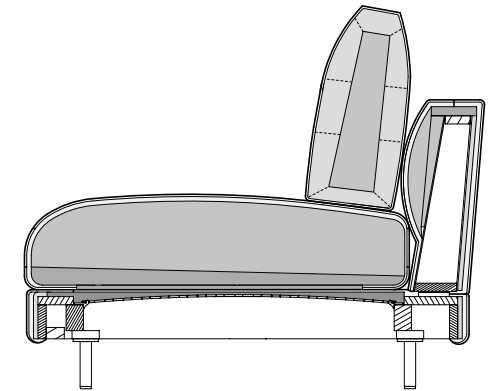
- Wooden inner frame
- Nosag spring support
- Seat with a layered structure with polyurethane foam and a highquality cold foam, coordinated with each other in terms of height and hardness, with a polyester fleece cover.
- Back pad in polyurethane foam
- Back cover quilted underneath with polyester nonwoven
- Down-like backrest cushions comprising compartments with a filling made of 100 % microfibres and a supporting core made of polyurethane
- Tubular leg, steel, fine structure, matt powdercoated, optionally:
  - Traffic black RAL 9017
  - Umbra grey RAL 7022
- Seat height options 42, 45 or 48 cm

! High-quality, casual upholstery that forms waves/leaves indentations that are typical of the material. All measurements are approximate.

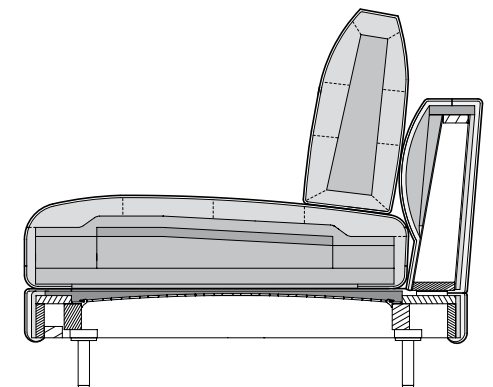
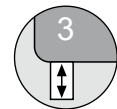
### Seating comfort Lounge Deluxe

- Wooden inner frame
- Nosag spring support
- Seat made of polyurethane foam, built up in layers and coordinated in different thicknesses and hardnesses, covered with a pad consisting of 20 % viscose foam and 80 % microfibres.
- Back with wooden frame inside
- Back pad in polyurethane foam
- Upholstery cover glued-on non-woven polyester
- Down-like backrest cushions comprising compartments with a filling made of 100 % microfibres and a supporting core made of polyurethane
- Tubular leg, steel, fine structure, matt powdercoated, optionally:
  - Traffic black RAL 9017
  - Umbra grey RAL 7022
- Seat height options 42, 45 or 48 cm

! A high-quality, especially casual upholstery that forms waves/leaves indentations that are typical of the material - this waviness may even occur in new condition. All measurements are approximate.

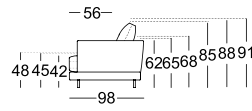


Seat heights available

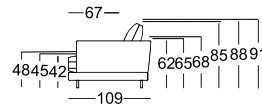


**ROLF  
BENZ**

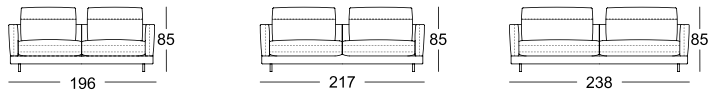
Normal seat depth



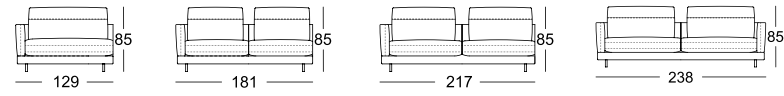
Extra-deep seat depth



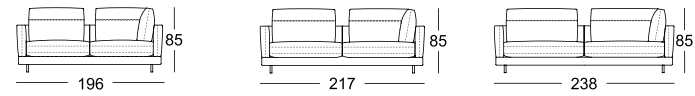
Sofa



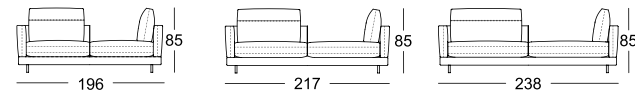
Modular sofa bench element\*



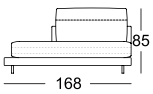
Corner modular sofa element\*



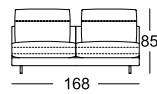
Corner modular sofa element with frame\*



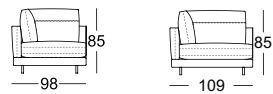
Sectional sofa with fixed footstool and frame\*



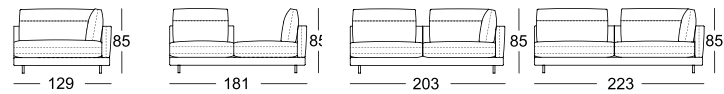
Sectional sofa



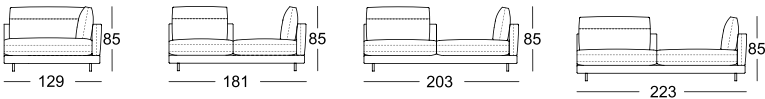
Corner unit



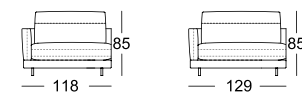
Corner sectional sofa\*



Corner sectional sofa with frame\*



Closing chair with fixed footstool and frame\*

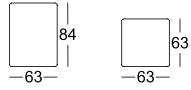


**ROLF  
BENZ**

Modular upholstered bench element



Seat cushion for modular upholstered bench element



Low back cushion



Back cushion mat



Backrest extension



Side cushion



Headrest



Combination examples:

